

# Okeechobee FLORIDA

CONCRETE ROOF TILE COLLECTIONS



Proudly Serving the Florida Market for over 60 Years



**Westlake**  
Royal Roofing Solutions™





# The Mastery of Manufacturing

We focus on the latest innovations in tile manufacturing. Our process is unique, providing pre-blended tile for the best roof aesthetic. With locations in Lake Wales, Okeechobee, and Pompano Beach we continue to maintain our commitment to our Florida customers.





Asphalt Shingle

**139°**

attic temperature

Concrete Tile

**94°**

attic temperature

# Why Tile?

## NATURAL PROTECTION

Attic temperatures measured using identical heat sources simulating the sun's radiation comparing Newpoint™ Cool Roof System to a common asphalt shingle installation. The result is less heat in the attic and lower energy bills.



# Material Matters.

## **BEAUTY MATTERS**

Our concrete tiles have texture and substance, creating a true multidimensional look for your roof. Their natural colorways harmonize easily with other exterior building elements.

## **DURABILITY MATTERS**

Newpoint™ engineered tile is specifically designed for new build and reroof, helping provide Floridians protection from the elements.

## **VALUE MATTERS**

Westlake Royal Roofing Solutions™ stands behind the quality of our roof tile with a Fully Transferable, Non-Prorated Limited Lifetime Warranty.

## **SUSTAINABILITY MATTERS**

Newpoint™ concrete roof tiles are locally made and sourced in Florida since 1958.







# Color Matters.

As the market leader, we strive to enhance the curb appeal of your home. We continuously develop new colors to harmonize with the shifting architectural trends in Florida. We take pride in the color quality and blending we provide.



# 3 STYLES

Newpoint™ concrete roof tile easily harmonizes with all three dominant architectural styles in Florida.



## TRADITIONAL

AMERICAN ADAPTATIONS OF REGIONAL HOME STYLES FROM OTHER TIME PERIODS OR AREAS OF THE WORLD. OFTEN MIXED REFERENCES.



MEDITERRANEAN  
TUSCAN  
WEST INDIES  
FLORIDA OLD STYLE  
FRENCH COUNTRY



## TRANSITIONAL

PREFERS THE CLEAN LINES OF CONTEMPORARY ARCHITECTURE, BUT DRAWS HEAVILY ON DETAILS AND STYLES FROM TRADITIONAL ARCHITECTURE.



RANCH / SPLIT LEVEL  
PRAIRIE STYLE  
MIXED LOOKS



## CONTEMPORARY

CHARACTERIZED BY A PREFERENCE FOR CLEAN LINES, OPEN CONCEPTS, DECORATION, AMPLE LIGHT SOURCES / LARGE WINDOWS, AND LACK OF ROUND FORMS.



MODERN  
MID-CENTURY MODERN  
CONTEMPORARY



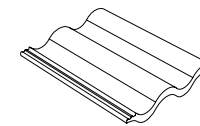


SLATE | Dark Charcoal Blend



**HIGH & MEDIUM TILE PROFILE COLLECTIONS**

**ESTATE**

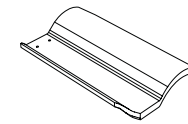


You will often find this tile gracing the roofs of Mediterranean inspired homes. This lower profile boasts easy versatility for any style building.

P. 13

**GALENA**

**DESIGNER PRODUCT**



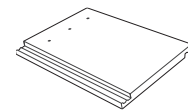
Galena profile displays hand-crafted characteristics, providing an ideal complement to Spanish architecture. Bridging the Old World look of yesterday with the durability of today.

P. 17

**LOW TILE PROFILE COLLECTIONS**

**SAXONY® 900**

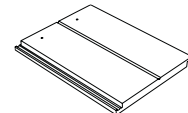
**Slate**



Beautiful design representative of styles found in England, Northern Europe and the US Eastern Seaboard. Versatile enough to accentuate any architectural style.

P. 21

**Split Slate**

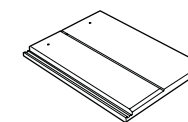


Unique beveled edges precisely define each tile for a staggered appearance, while its distinctive slate texture accurately reproduces the appearance of its natural counterpart. Two 90° angled cuts on nose.

P. 23

**PLANTATION**

**Slate Like**



Unique beveled edges precisely define each tile for a staggered appearance, while its distinctive slate texture accurately reproduces the appearance of its natural counterpart. Two unique nose cuts 90° bevel and angled.

P. 25



ESTATE | Canyon Clay



GALENA | Spanish Clay, Black Antique



SAXONY 900 Slate | Sterling





# ESTATE



ESTATE | Canyon Clay

## STANDARD COLORS

### TERRA COTTA

No Antique

1GOCS6230NN



Stock

CRRC 0942-0049 / Ref.:29 / Emit.:89 / SRI:30 / Aged SRI:32

### SPANISH CLAY

White Antique

1GOCS6225BU



Made to Order

### CANYON CLAY

No Antique

1GOCS6201NN




Stock

### SPANISH RED

No Antique

1GOCS7069NN



Made to Order

### GOLD DUST BLEND

1GOCS7205



Stock

### SPANISH CLAY

Black Antique

1GOCS6225AA



Made to Order



**STANDARD COLORS**

|  |  |  |
|--|--|--|
| <p><b>DELCREST TAN</b><br/>White Antique 1GOCS0311BU</p>  <p>Stock</p> | <p><b>COCONUT</b><br/>White Antique 1GOCS0307BU</p>  <p>Stock</p> | <p><b>DESERT TAN</b><br/>White Antique 1GOCS0312BU</p>  <p>Stock</p> |
|--|--|--|

|  |   |  |
|--|---|--|
| <p><b>CARMEL</b><br/>No Antique 1GOCS6202NN</p>  <p>Stock</p> | <p><b>TAN</b><br/>Black Antique 1GOCS0332AA</p>  <p>Made to Order</p> | <p><b>LIGHT BROWN</b><br/>White Antique 1GOCS3443BU</p>  <p>Made to Order</p> |
|--|---|--|

|   |   |   |
|---|---|---|
| <p><b>CANYON CLAY</b><br/>Black Antique 1GOCS6201AA</p>  <p>Stock</p> | <p><b>ESPRESSO BLEND</b><br/>1GOCS3260</p>  <p>Stock</p> | <p><b>SLATE</b><br/>Black Antique 1GOCS5161AA</p>  <p>Made to Order</p> |
|---|---|---|

**STANDARD COLOR**


**STERLING** 1GOCS5759



Made to Order  
CRRR 0942-0194 / Ref.:21 / Emit.:92 / SRI: 21 / Aged SRI:21

**PREMIUM COLOR**

**SALMON**  
Light Yellow Antique 1GOWS6213DM



Stock

**BLENDS** Blends are composed of individual colors and must be blended during installation.

|  |   |   |
|--|---|---|
| <p><b>BAYSIDE BLEND</b> 1GOCS6265</p>  <p>Made to Order<br/>Canyon Clay - Black Antique<br/>Spanish Clay - Black Antique<br/>Tan - Black Antique</p> | <p><b>MONTEREY BLEND</b> 1GOCS6298</p>  <p>Stock<br/>Canyon Clay<br/>Carmel<br/>Terra Cotta</p> | <p><b>LARGO BLEND</b> 1GOCS0362</p>  <p>Made to Order<br/>Delcrest Tan - White Antique<br/>Desert Tan - White Antique<br/>Light Brown - White Antique</p> |
|--|---|---|



ESTATE | Bayside Blend





GALENA

DESIGNER PRODUCT



GALENA | Terra Cotta - Black Antique

STANDARD COLORS

CANYON CLAY

Black Antique 1GQCS6201AA



Made to Order

TAN

Black Antique 1GQCS0332AA



Made to Order

TERRA COTTA

Black Antique 1GQCS6230AA



Made to Order

STANDARD COLOR

SPANISH CLAY


Black Antique 1GQCS6225AA



Made to Order

NEVADA CLAY

No Antique 1GQWS6212NN



Made to Order

TERRA COTTA

No Antique 1GQCS6230NN




Made to Order  
CRRC 0942-0049 / Ref.:89 / Emit.:90 / SRI:30 / Aged SRI:32

PREMIUM COLOR

SPANISH RED

No Antique 1GQCS7070NN



Made to Order

BLEND

BAYSIDE BLEND

1GQCS6265



Made to Order

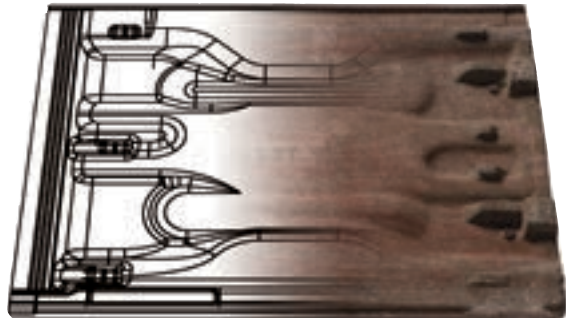
Canyon Clay - Black Antique  
Spanish Clay - Black Antique  
Tan - Black Antique

Blends are composed of individual colors and must be blended during installation.



# Saxony® 900 Tile

A superior tile **specifically designed for the Florida market**, to optimize installation, reduce costs and improve protection against the elements.



It is Westlake Royal Roofing Solutions™ unyielding drive to develop and provide the industry and our customers with the most innovative tile roofing products, energy-saving solutions and advanced installation techniques.




## FEATURES & BENEFITS

- Advanced design - lower profile & thicker mid-body
- Increased contact area, optimizing foam adhesive
- More efficient to install, saving labor cost
- Higher wind uplift resistance while using less foam than competitors\*

Up to 25% Less Foam Required





# SAXONY® 900 Slate




SAXONY 900 Slate | Dark Charcoal Blend

## STANDARD COLORS

### NATURAL GRAY


Black Antique 1FMCS5159AA



Made to Order

### STERLING


1FMCS5759O



Stock


### SLATE

Black Antique 1FMCS5161AA




Stock

### STONE MOUNTAIN BLEND 1FMCS5354O



Stock

### DARK CHARCOAL BLEND 1FMCS1135O



Stock

## STANDARD COLORS

### DESERT TAN

Black Antique 1FMCS0312AA



Made to Order

### CHESTNUT BURNT


1FMCS3242O



Stock

### ESPRESSO BLEND

No Antique 1FMCS3260O




Stock

## PREMIUM COLOR

### BROWN SUGAR

Black Antique 1FMCS3425AA



Made to Order

## COLOR COAT

### WHITE

COLOR COAT\* 1FMBS8001O



Stock  
CRRC 0942-0027 / Ref.:75 / Emit.:91 / SRI:91 / Aged SRI: 88





# SAXONY® 900 Split Slate



SAXONY 900 Split Slate | Slate - Black Antique

## STANDARD COLORS

### COCONUT

White Antique

1FCCS0307BU



Stock

### NATURAL GRAY

White Antique

1FCCS5159BU



Stock

### SLATE

Black Antique

1FCCS5161AA



Stock

### TAUPE

Black Antique

1FCCS5164AA



Stock

### LIGNITE

Black Antique

1FCCS3442AA




Made to Order

## STANDARD COLORS

### CANYON CLAY

Black Antique

1FCCS6201AA



Stock

### CEDAR TAN

Black & Brown Antique

1FCCS0308CD




Stock

### SIERRA BROWN

Black Antique

1FCCS3450AA



Made to Order

## BLENDS

Blends are composed of individual colors and must be blended during installation.

### ROCKPORT GRAY BLEND

1FCCS5178




Made to Order

Sierra Brown - Black Antique  
Slate - Black Antique  
Taupe - Black Antique

### CHEYENNE ROCK BLEND

1FCCS5173



Made to Order

Lignite - Black Antique  
Sierra Brown - Black Antique  
Slate - Black Antique  
Taupe - Black Antique





# PLANTATION Slate Like



PLANTATION Slate Like | Pablo Creek Blend

## STANDARD COLORS

### COCONUT

White Antique

1GCCW0307BU




Stock

### NATURAL GRAY

White Antique

1GCCW5159BU



Made to Order

### CEDAR TAN

Black & Brown Antique

1GCCW0308CD



Stock

### TAUPE

Black Antique

1GCCW5164AA



Stock

### SIERRA BROWN

Black Antique

1GCCW3450AA



Made to Order

### LIGNITE

Black Antique

1GCCW3442AA



Made to Order



# PLANTATION Slate Like

## STANDARD COLORS

### NATURAL GRAY


Black Antique 1GCCW5159AA



Made to Order

### SMOKE

Black Antique 1GCCW5162AA



Made to Order

### SLATE

Black Antique 1GCCW5161AA




Stock

## BLENDS

Blends are composed of individual colors and must be blended during installation.

### PABLO CREEK BLEND

1GCCW5177




Made to Order

Natural Gray - Black Antique  
Slate - Black Antique  
Smoke - Black Antique

### ROCKPORT GRAY BLEND

1GCCW5178




Made to Order

Sierra Brown - Black Antique  
Slate - Black Antique  
Taupe - Black Antique

### CHEYENNE ROCK BLEND

1GCCW5173



Made to Order

Lignite - Black Antique  
Sierra Brown - Black Antique  
Slate - Black Antique  
Taupe - Black Antique



PLANTATION Slate Like | Pablo Creek Blend - Black Antique



PLANTATION Slate Like | Natural Gray - White Antique



PLANTATION Slate Like | Coconut - White Antique

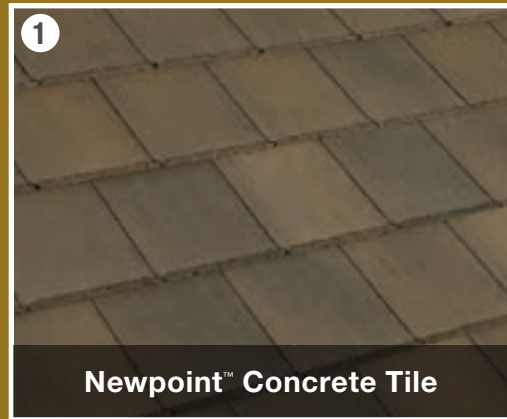


Have you considered what is underneath your roof tile?

# Newpoint™ Cool Roof System




Five components provide energy efficiency and give substantial return on your investment.

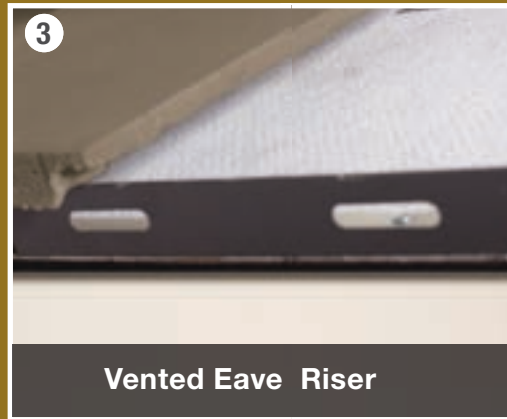


Newpoint™ Concrete Tile

Shown in Saxony® Slate 900



Westlake Royal TileSeal™ Underlayment



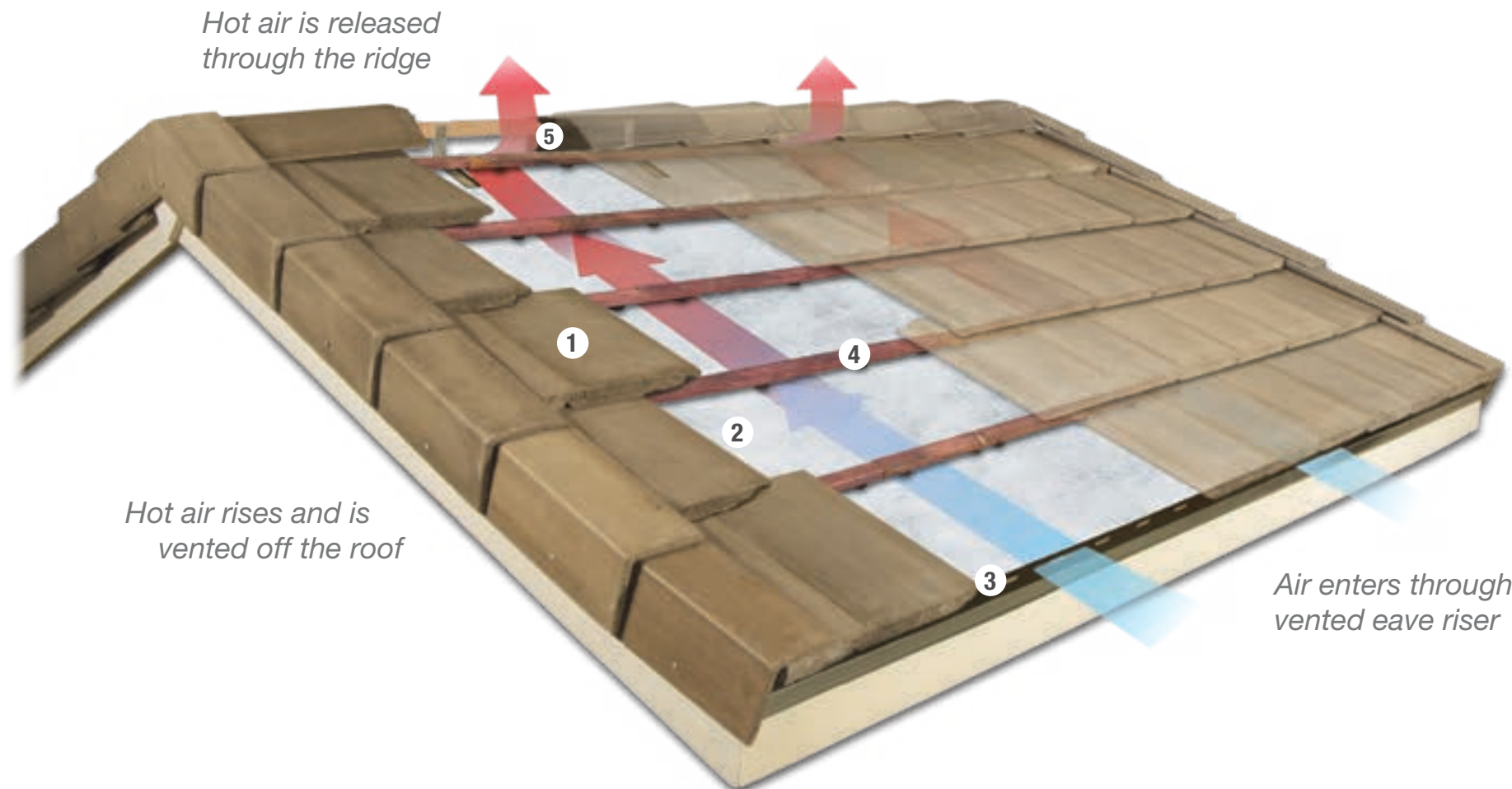
Vented Eave Riser



Elevated Batten System®



Vented Ridge



## Energy Savings Every Year

**22%** Reduction in heating and cooling costs<sup>†</sup>

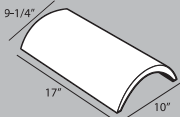

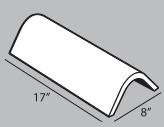
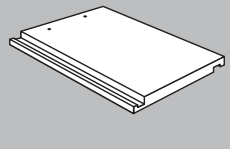

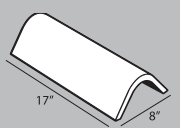
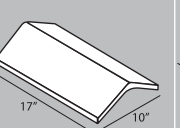
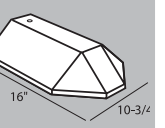
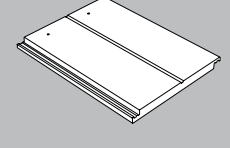
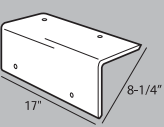
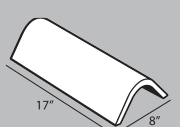
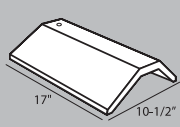
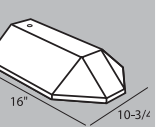
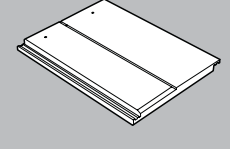
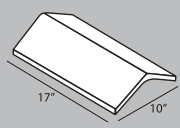


For more information, please visit our website [WestlakeRoyalRoofing.com](http://WestlakeRoyalRoofing.com)



# Specifications

# Finishing Touches

|  |             |          |   |                    |     |  |      |                    |   |   |   |  |   |  |
|--|-------------|----------|---|--------------------|-----|--|------|--------------------|---|---|---|--|---|--|
|    | 16.5" x 13" | 2-3/8"   | At 3" minimum headlap, 91 field tiles will cover approx. 100 square feet of roof area.    | Approx: 828 lbs.   | 240 |  | 2.63 | Approx: 2,560 lbs. |  FL 7849-R11   |  1GUCS/1GUWS/1GUBS |  1GRCS/1GRSS/1GRBS |  |   |  |
|    | 17" x 10"   | 2-11/16" | At 2.5" minimum headlap, 111 field tiles will cover approx. 100 square feet of roof area. | Approx: 942 lbs.   | 352 |  | 3.17 | Approx: 3,246 lbs. |  FL 7849-R11   |  1GUCS             |  1GRCS             |  |   |  |
|   | 17" x 13"   | 1-5/32"  | At 3" minimum headlap, 85 field tiles will cover approx. 100 square feet of roof area.    | Approx: 950 lbs.   | 210 |  | 2.47 | Approx: 2,566 lbs. |  FL 7849-R11  |  1R9CS/1R9BS      |  1GUCS            |  1R3CS/1R3BS |  1GVCS  |  1FHCS/1FHBS |
|  | 17" x 13"   | 1-5/32"  | At 3" minimum headlap, 85 field tiles will cover approx. 100 square feet of roof area.    | Approx: 950 lbs.   | 210 |  | 2.47 | Approx: 2,566 lbs. |  FL 7849-R11 |  1R9CS           |  1GUCS           |  1R3CS      |  1GVCS |  1FHCS      |
|  | 16.5" x 13" | 1-5/32"  | At 3" minimum headlap, 91 field tiles will cover approx. 100 square feet of roof area.    | Approx: 1,074 lbs. | 210 |  | 2.31 | Approx: 2,700 lbs. |  FL 7849-R11 |  1GUCS           |  1GVCS           |  |   |  |




# Suggested Eave Metal Colors

| ESTATE          |             |
|-----------------|-------------|
| Canyon Clay     | Terra Cotta |
| Coconut         | Tan         |
| Delcrest Tan    | Tan         |
| Desert Tan      | Tan         |
| Espresso Blend  | Brown       |
| Gold Dust Blend | Terra Cotta |
| Light Brown     | Brown       |
| Salmon          | Terra Cotta |
| Slate           | Gray        |
| Spanish Clay    | Red         |
| Spanish Red     | Red         |
| Sterling        | White       |
| Tan             | Tan         |
| Terra Cotta     | Terra Cotta |
| ESTATE BLENDS   |             |
| Bayside Blend   | Terra Cotta |
| Largo Blend     | Tan         |
| Monterey Blend  | Terra Cotta |

| GALENA               |             |
|----------------------|-------------|
| Canyon Clay          | Terra Cotta |
| Nevada Clay          | Terra Cotta |
| Spanish Clay         | Red         |
| Spanish Red          | Red         |
| Tan                  | Tan         |
| Terra Cotta          | Terra Cotta |
| GALENA BLEND         |             |
| Bayside Blend        | Terra Cotta |
| SAXONY® 900 SLATE    |             |
| Brown Sugar          | Brown       |
| Chestnut Burnt       | Brown       |
| Dark Charcoal Blend  | Black       |
| Desert Tan           | Tan         |
| Espresso Blend       | Brown       |
| Natural Gray         | Gray        |
| Slate                | Gray        |
| Sterling             | White       |
| Stone Mountain Blend | Black       |
| Ultra White          | White       |

| SAXONY® 900 SPLIT SLATE        |             |
|--------------------------------|-------------|
| Canyon Clay                    | Terra Cotta |
| Cedar Tan                      | Tan         |
| Coconut                        | Tan         |
| Lignite                        | Gray        |
| Natural Gray                   | Gray        |
| Sierra Brown                   | Brown       |
| Slate                          | Gray        |
| Taupe                          | Gray        |
| SAXONY® 900 SPLIT SLATE BLENDS |             |
| Cheyenne Rock Blend            | Gray        |
| Rockport Gray Blend            | Gray        |
| PLANTATION SLATE LIKE          |             |
| Cedar Tan                      | Tan         |
| Coconut                        | Tan         |
| Lignite                        | Gray        |
| Natural Gray                   | Gray        |
| Sierra Brown                   | Brown       |
| Smoke                          | Gray        |
| Slate                          | Gray        |
| Taupe                          | Gray        |
| PLANTATION SLATE LIKE BLENDS   |             |
| Cheyenne Rock Blend            | Gray        |
| Pablo Creek                    | Gray        |
| Rockport Gray Blend            | Gray        |



## Visualize

Picture your new roof with Newpoint™ Concrete Roof Tile Inspiration house photo gallery on our website.

Design your home with your dream roof by using our [Dream Home Visualizer](#). Upload your house image or use gallery images and the tool will auto-generate a rendering which you can use to try out different products in the design phase. Order Product Samples directly through the tool.

## Order A Sample

Deciding on the perfect roof can be overwhelming. So, instead of wondering what color or style will work, order a sample and take the guesswork out of your decision. It's just another way Newpoint™ Concrete Roof Tile makes it easy to buy with confidence.

## Architectural Tools

Our complete suite of architectural tools, including Arcat 3-Part Specs and CAD/BIM drawings, are available for download directly from our website.

## Online Ordering



Manage your orders through myWestlakeRoyal, a simple online tool to track product orders in real time, all from the convenience of your computer, tablet or smartphone. Sign-up for e-mail alerts to notify you of your order status.

## Limited Lifetime Warranty\*

As a brand you can trust, Newpoint™ Concrete Roof Tile offers one of the most comprehensive, fully transferable roofing warranties available on the market today.

## Follow Us On Social Media

See what everyone loves about Newpoint™ Concrete Roof Tile and get inspired on: Facebook, LinkedIn, YouTube, HOUZZ, Pinterest and Instagram.



**Code Approval:** Some approvals are regional and only apply to locally produced products; please contact Newpoint™ before transporting product across state lines. Specifically, products used in the Miami Dade County region of Florida require special testing and recognition. All tiles have systems that are Class A fire rated.

**Disclaimer:** The printed colors shown in this brochure may vary from actual available tile colors. Before making a final selection, be sure to review actual tile samples and roof installations. Please contact your local sales office for further assistance. Inadvertent errors in this publication are subject to change without notice. No performance guarantee is offered or implied beyond that expressly indicated.

Efflorescence is a temporary surface condition which is common to all concrete products. The process is caused by the chemical nature of cement. This reaction can appear as an overall chalky white bloom (a softening of color) or in more concentrated patches. It is difficult to predict how long the effects of efflorescence will last. It depends on the type and amount of deposit as well as local weather conditions. The action of carbon dioxide and rainwater will gradually remove the deposit, in most cases, leaving the original color of the roof intact without further efflorescence occurring. It is superficial and in no way affects the quality or functional properties of the tile.

**Installation:** According to the Tile Roofing Institute loading guidelines, "To achieve a pleasant, random blend of color for your job, care should be taken upon loading to mix the tiles." (Source: 2015 Concrete and Clay Roof Tile Installation Manual). Please consult the Tile Roofing Institute (TRI) Installation guides for application recommendations.





## Visit our Design Centers:

### FORT MYERS:

16240 S Tamiami Trail  
Fort Myers, FL 33908  
T: 863.467.3470

### POMPANO:

2125 NW 22<sup>nd</sup> Street  
Pompano Beach, FL 33069  
T: 863.467.3472

### ORLANDO:

2250 Lee Road, Suite 80  
Winter Park, FL 32789  
T: 407.960.7536

### ABOUT WESTLAKE ROYAL ROOFING SOLUTIONS™

Westlake Royal Roofing Solutions™ is the combination of DaVinci® Roofscapes and the former Boral North America roofing product lines. The company is a recognized, national leader in durable and sustainable clay, composite, concrete, and steel roof systems and components. The company's offerings include US Tile® products, a legacy line of premium, stunning clay tile solutions manufactured to the highest standard of sustainability and craftsmanship: DaVinci® Roofscapes, beautiful and durable composite slate and shake roofing tiles; Newpoint™ Concrete Tile Roofing, the enduring line of concrete tile known for its superior strength, Class A fire rating and long-lasting beauty; Unified Steel™ Stone Coated Roofing, the ultra-lightweight roofing system which benefits from the structural strength of steel; and Westlake Royal™ Roofing Components, a full line of integrated roof components designed to deliver a higher standard of roof installation and performance.

### ABOUT ABOUT WESTLAKE ROYAL BUILDING PRODUCTS™

Westlake Royal Building Products USA Inc., a Westlake company (NYSE:WLK), is a leader throughout North America in the innovation, design, and production of a broad and diverse range of exterior and interior building products, including Siding and Accessories, Trim and Mouldings, Roofing, Stone, Windows and Outdoor Living. For more than 50 years, Westlake Royal Building Products has manufactured high quality, low maintenance products to meet the specifications and needs of building professionals, homeowners, architects, engineers and distributors, while providing stunning curb appeal with an unmatched array of colors, styles, and accessories.

For more information, please visit [WestlakeRoyalBuildingProducts.com](http://WestlakeRoyalBuildingProducts.com). Follow us on LinkedIn, Instagram and "Like" us on Facebook.

### Sales Offices

Phoenix, ARIZONA  
Corona, CALIFORNIA  
Lathrop, CALIFORNIA  
Stockton, CALIFORNIA  
Rialto, CALIFORNIA  
Denver, COLORADO  
Lake Wales, FLORIDA

Okeechobee, FLORIDA  
Pompano Beach, FLORIDA  
Kapolei, HAWAII  
Henderson, NEVADA  
Fort Worth, TEXAS  
Katy, TEXAS

### Corporate Office

Westlake Royal Building Products  
2801 Post Oak, Suite 600  
Houston, Texas 77056

### Customer Service

Ph: 863.824.1289

### Website



[WestlakeRoyalRoofing.com](http://WestlakeRoyalRoofing.com)



**Westlake**  
Royal Roofing Solutions™